

Dynamic Sophistication



2022 ECLIPSE CROSS



SOPHISTICATION AT EVERY ANGLE



The bold Dynamic Shield design of the Eclipse Cross conveys more than just confidence and protection; it tells a story of sleek elegance and dynamism, with the promise of an uncompromised driving experience.

But don't let this urban graceful style fool you, as the Eclipse Cross is a Sport Utility Vehicle in every sense. 18" Alloy Wheels, impressive cargo capacity and a redesigned rear hatch and window offer greater visibility, providing the rugged dependability, utility and capability that calls out to the weekend warrior in all of us.



| TWIN OVAL LED LAMP CLUSTER



| 18" ALLOY WHEELS



| HEATED & POWER-FOLDING SIDE-VIEW MIRRORS



IT'S ALL IN THE DETAILS

Once inside, the contemporary and chic craftsmanship on display throughout the cabin will stimulate your senses, inviting you to enjoy a more refined and exhilarating experience. Meticulously designed with driver and occupant comfort in mind, the Eclipse Cross features a stylish cockpit-like interior, with easy access to the innovations you deserve.



| POWER PANORAMIC SUNROOF



| HEATED FRONT AND REAR SEATS



| HEATED STEERING WHEEL



| UP TO 1,419 L OF CARGO SPACE



THE CROSSROADS OF POWER AND EFFICIENCY

ENGINEERED FOR THE ADVENTUROUS

Every Eclipse Cross features our legendary Super All-Wheel Control (S-AWC), the world's most advanced 4WD system, designed to tackle the path less travelled. Three selectable drive modes available at your fingertip provide the fun-to-drive dynamics you'll need to fulfill your active lifestyle, regardless of road or weather conditions:

NORMAL offers well-balanced 4-wheel drive dynamics, resulting in enhanced fuel efficiency, traction, high-speed stability and predictable handling.



SNOW provides improved traction and stability specifically for snow-covered or slippery roads.

GRAVEL delivers maximum traction on coarser roads or whenever you might find yourself stuck in a rough patch of off-road terrain.

The invigorating performance of the 1.5L Direct-Injection Turbocharged 4-Cylinder Engine and Continuously Variable Transmission with available Paddle Shifters puts you in control of the power and torque you need, while minimizing your trips to the gas station.

FUEL ECONOMY

ECLIPSE CROSS	CITY	HIGHWAY	COMBINED
1.5 L DOHC MIVEC 4-Cylinder Turbocharged Engine Continuously Variable Transmission (CVT)	9.6L/100 KM	8.9L/100 KM	9.3L/100 KM
Based on Natural Resources Canada's testing methodology.			



FOR YOUR INFOTAINMENT

Staying connected to the things that matter has never been easier, as every Eclipse Cross is equipped with an 8" Smartphone Link Display Audio System featuring Apple CarPlay and Android Auto™, plus SiriusXM® Satellite Radio with 3 months of complimentary service.



Always find the best route while navigating the complexities of the urban jungle with the Factory-Installed Embedded Navigation, powered by TomTom.



Conveniently located on top of the dashboard in your direct line of sight, the available Head-Up Display projects your speed and other relevant safety and vehicle information, such as Forward Collision Mitigation and Adaptive Cruise Control data, so you can keep your eyes on the road ahead.



Whatever your music genre preference – from Hip Hop to Rock to Classical, and everything in between – the available Mitsubishi Power Sound System with 8 strategically placed speakers has been highly calibrated to deliver a crisp, balanced and pristine sound quality that resonates deep within.



SETTING A HIGHER STANDARD FOR SAFETY

The Eclipse Cross is loaded with numerous standard passive and active safety features that help keep you in control and prevent potential collisions before they happen, including Forward Collision Mitigation[†] which will sound a warning and automatically slow your vehicle down if there is a risk of impact with a vehicle or pedestrian ahead. Other key standard safety features include:

REINFORCED IMPACT SAFETY EVOLUTION (RISE) BODY CONSTRUCTION

7 SRS AIRBAGS, INCLUDING A DRIVER'S KNEE AIRBAG

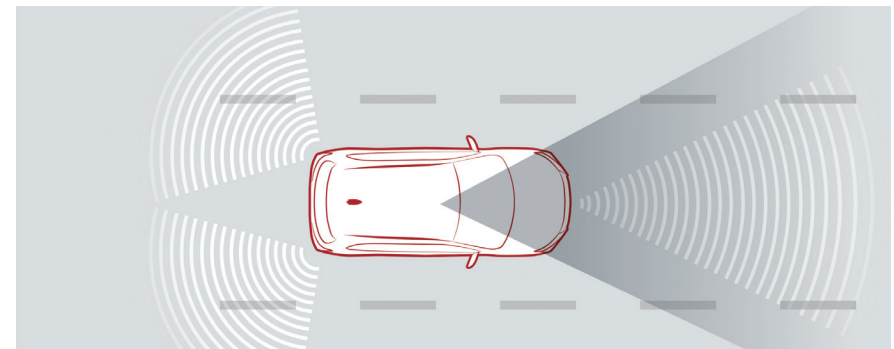
REARVIEW CAMERA

ANTI-LOCK BRAKING SYSTEM

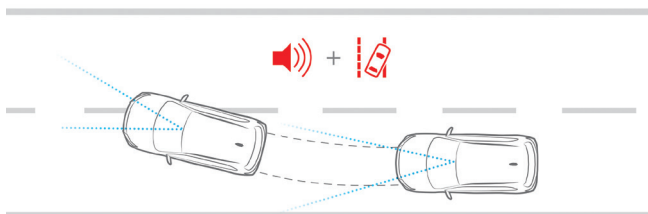
ACTIVE STABILITY CONTROL

TRACTION CONTROL LOGIC

HILL START ASSIST

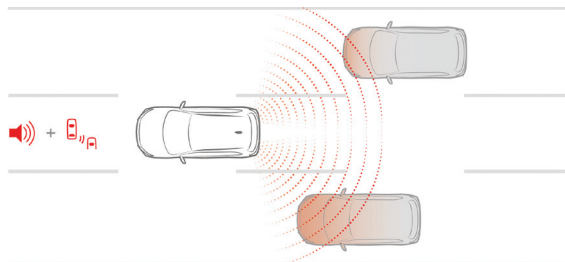


The Eclipse Cross also offers an array of available driver-assistance technologies¹ to help ensure you travel safely, wherever your ambitions take you:



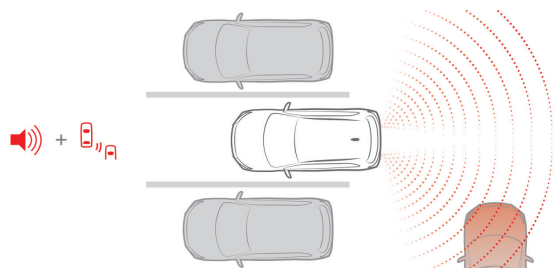
Lane Departure Warning (LDW)

Uses an onboard camera to monitor lane position in front of the vehicle, providing audible and visual alerts if it detects your vehicle leaving the lane unintentionally.



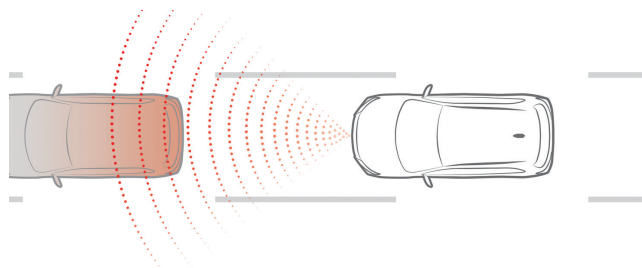
Blind Spot Warning (BSW)

Alerts you when a vehicle is in or approaching your blind spot. When a vehicle in the next lane is travelling at the same speed or faster in the detection areas, a warning light illuminates on the corresponding side mirror. If you switch the turn signal on, the warning light on the corresponding mirror will blink and the system will beep three times to alert you that it is unsafe to change lanes.



Rear Cross Traffic Alert (RCTA)

Detects a vehicle approaching from the side while you're backing up. It alerts you with flashing warning lights on both side mirrors, a buzzer that sounds in the cabin and a warning message that appears in the instrument cluster.



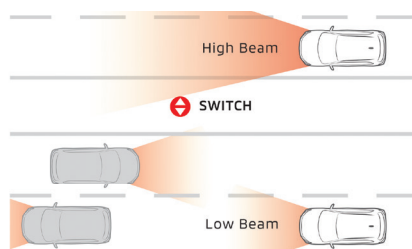
Adaptive Cruise Control (ACC)

Uses radar to automatically adjust the vehicle's cruising speed to maintain a set distance between you and the vehicle in front.



Multi View Camera System (MVCS)

Series of cameras create a birds-eye view of the surroundings, and a wide-angle view which results in increased convenience and safety when reversing and parallel parking.



Auto High Beams (AHB)

Detects light levels of oncoming vehicles and automatically switches the headlamps between low and high beams – a welcome safety feature when driving on dimly-lit roads.



DEPENDABILITY YOU CAN COUNT ON

AT MITSUBISHI MOTORS, WE'RE SO CONFIDENT IN THE QUALITY, RELIABILITY AND DURABILITY OF THE VEHICLES WE BUILD, THAT WE BACK THEM WITH SOME OF THE MOST COMPREHENSIVE WARRANTIES AVAILABLE.

**10-YEAR/160,000 KM
POWERTRAIN LIMITED WARRANTY***

**5-YEAR/100,000 KM
NEW VEHICLE LIMITED WARRANTY***

**5-YEAR/UNLIMITED KM
ROADSIDE ASSISTANCE***

ES S-AWC / STANDARD SPECIFICATIONS:

- 1.5 L DOHC MIVEC 4-CYLINDER TURBOCHARGED ENGINE
- CONTINUOUSLY VARIABLE TRANSMISSION (CVT)
- SUPER ALL-WHEEL CONTROL (S-AWC) WITH DRIVE MODE SELECTOR (NORMAL/SNOW/GRAVEL)
- FORWARD COLLISION MITIGATION (FCM)
- HEATED FRONT SEATS
- 8" SMARTPHONE LINK DISPLAY AUDIO FEATURING ANDROID AUTO™ AND APPLE CARPLAY

- SIRIUSXM® SATELLITE RADIO WITH 3-MONTHS COMPLIMENTARY SERVICE

MOST POPULAR**SE S-AWC / INCLUDES ALL THE EQUIPMENT OF THE ES S-AWC PLUS:**

- BLIND SPOT WARNING (BSW)
- REAR CROSS TRAFFIC ALERT (RCTA)
- HEATED STEERING WHEEL
- FAST-KEY KEYLESS ENTRY WITH PUSH BUTTON START & PANIC ALARM
- DUAL ZONE AUTOMATIC CLIMATE CONTROL
- AUTO HIGH BEAMS (AHB)
- LED FOG LAMPS
- PADDLE SHIFTERS
- ELECTRIC PARKING BRAKE
- AVAILABLE GREY FABRIC SEATS

**SEL S-AWC / INCLUDES ALL THE EQUIPMENT OF THE SE S-AWC PLUS:**

- ADAPTIVE CRUISE CONTROL (ACC)
- LANE DEPARTURE WARNING (LDW)
- MULTI-VIEW CAMERA SYSTEM (MVCS)
- HEAD-UP DISPLAY
- AUTO-ON & OFF LED HEADLAMPS
- AUTO DIMMING REARVIEW MIRROR WITH HOMELINK®
- HEATED REAR SEATS
- FAUX SUEDE-APPOINTED SEATS
- POWER DRIVER SEAT

GT S-AWC / INCLUDES ALL THE EQUIPMENT OF THE SEL S-AWC PLUS:

- POWER PANORAMIC SUNROOF WITH DUAL SUNSHADES
- LEATHER-APPOINTED SEATS
- AVAILABLE GREY LEATHER-APPOINTED SEATS
- POWER PASSENGER SEAT
- FACTORY-INSTALLED EMBEDDED NAVIGATION
- 510W MITSUBISHI POWER SOUND SYSTEM

FOR A COMPLETE LIST OF FEATURES, TECHNICAL SPECIFICATIONS AND OPTIONS, VISIT **MITSUBISHI-MOTORS.CA**



BRONZE METALLIC

OCTANE BLUE

RED DIAMOND

WHITE DIAMOND

STERLING SILVER

TITANIUM GREY

TARMAC BLACK

PERSONALIZE YOUR ECLIPSE CROSS

You chose the Mitsubishi Eclipse Cross because it best fits you and your lifestyle – now it's time to make it uniquely yours. Mitsubishi Motors Genuine Accessories are designed specifically for your Eclipse Cross, to offer added convenience, protection and style, as you see fit. A perfect fit to be precise, meeting all required standards and covered under a Mitsubishi Motors warranty.

Personalize, customize and accessorize your Eclipse Cross your way... just be prepared to get noticed.

- ▮ REMOTE STARTER
- ▮ TRAILER HITCH / TRAILER HITCH HARNESS
- ▮ WHEEL LOCKS
- ▮ ALL-SEASON FLOOR GUARDS
- ▮ CARGO LINER
- ▮ MUDGUARDS
- ▮ ROOF CARGO SYSTEMS
- ▮ HOOD EMBLEM
- ▮ HOOD PROTECTOR

Technical data, equipment and options shown are based on the latest information available at the time of printing and are subject to change without notice. Colours may vary due to the printing process. Exterior and interior lights on vehicles shown may be illuminated for illustration purposes only. Vehicles are shown with optional equipment and/or accessories or images may be international models shown. Not all equipment is available on every model. For complete details about equipment configuration and Mitsubishi Motors Genuine Accessories, please contact your Mitsubishi Motors Retailer. *2021 Mitsubishi Motor Sales of Canada Inc. †The Forward Collision Mitigation (FCM) system is a driver aid only and is not a substitute for safe and careful driving. Under certain circumstances, the system may not detect other vehicles correctly. The Adaptive Cruise Control (ACC) system is not a collision avoidance system or an automatic driving system. It is designed to use only limited braking and is never a substitute for safe and careful driving. Never rely solely on the Adaptive Cruise Control system. Under certain circumstances, the system may not detect other vehicles correctly. The Lane Departure Warning (LDW) system is a driver aid only and is not a substitute for safe and careful driving. Under certain circumstances, this system may not detect correctly. Blind Spot Warning (BSW) is a driver aid only and is not a substitute for safe and careful driving. Under certain circumstances, this system may not detect other vehicles correctly. The Rear Cross Traffic Alert (RCTA) system is a driver aid only and is not a substitute for safe and careful driving. Under certain circumstances, this system may not detect other vehicles correctly. The Auto High Beams (AHB) system is a driver aid only and factors such as dirty windshield, weather, lighting and terrain limit effectiveness, requiring the driver to manually operate the high beams. The Multi View Camera System (MVCS) is a driver aid only and is not a substitute for visual confirmation. The view on the screen is limited and objects outside that view will not be seen. See Owner's Manual for additional details and limitations. † To use Android Auto on your phone screen, you'll need an Android phone running 5.0 (Lollipop) or higher and the Android Auto app. Google, Google Play, Android, Android Auto, and other marks are trademarks of Google LLC. ‡ Apple CarPlay and Siri are trademarks of Apple Inc., registered in the U.S. and other countries. The Bluetooth word mark and logos are owned by Bluetooth SIG, Inc., and any use of such marks by Mitsubishi Motors is under license. *2021 SiriusXM Canada Inc. "SiriusXM", SiriusXM Satellite Radio subscriptions sold after 3 month prepaid period expires. Subscriptions are governed by SiriusXM Customer Agreement; see siriusxm.ca. "SiriusXM", the SiriusXM logo, channel names and logos are trademarks of SiriusXM Radio Inc. and are used under license. ††Which ever comes first. Regular maintenance not included. See dealer or mitsubishi-motors.ca for warranty terms, restrictions and details. Not all customers will qualify.